

Signify Classified - Internal
Cooper Lighting Solutions Photometric Lab
1121 Highway 74 South
Peachtree City, GA 30269



Scaled data based on original data using
LM-79-08 Approved Method: Electrical and Photometric Measurements of Solid-
State Lighting Products

Test Report Prepared for
Cooper Lighting Solutions
(formerly Eaton)

Brand: INVUE

Report Number: P868509

Luminaire Tested: **EMM2-HTN-SA1B-750-U-T2U-HSS**

Issue Date: 08/22/2024



Test Information

Test Method: LM-79-08
Report Number: P868509
Test Lab: INNOVATION CENTER(G3)
Issue Date: 08/22/2024
Manufacturer: COOPER LIGHTING SOLUTIONS (FORMERLY EATON)
Product Line: INVUE
Catalog Number: EMM2-HTN-SA1B-750-U-T2U-HSS
Description: EPIC MODERN TALL HOUSING DISCRETE LED ARRAYS 60W 70CRI 5000K
FIXTURE w/ TYPE II URBAN DISTRIBUTION OPTIC AND HOUSE SIDE SHIELD
Light Source: (10) 5000K CCT, 70 CRI LEDS
Ballast/Driver: ELECTRONIC DRIVER

Summary

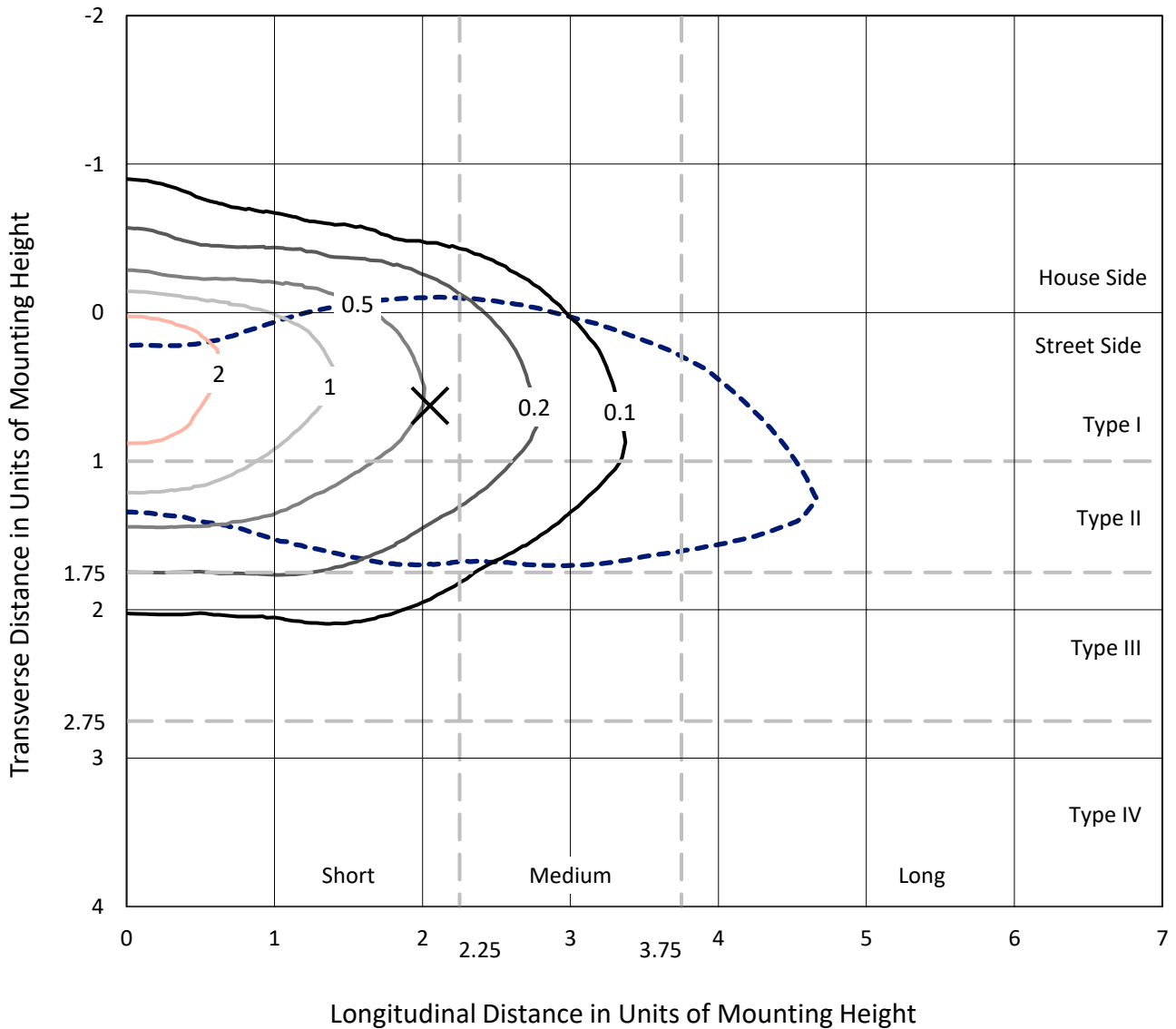
Lumens per Lamp: N/A
Luminaire Lumens: 4183.6 lumens
Efficiency: N/A
Efficacy: 95.1 lumens/watt
Luminous Opening: Rectangular (W 0.33' x L: 0.33' x H: 0')
IES Classification: Type II - Short
BUG Rating: B1 - U0 - G1

Input Watts (W): 44
Input Voltage (V): 120
Input Current (A_{in}): NR
Voltage Rise (V): NR
Power Factor: 0.99
Total Harmonic Distortion (THDi): 6.91%
Frequency (hertz): 60
Stabilization Time: NR
Operation Time: NR
Ambient Temperature (°C): NR
Test Distance: 24 FT

REPORT NUMBER: P868509
 CATALOG NUMBER: EMM2-HTN-SA1B-750-U-T2U-HSS

Iso-Footcandle Lines of Horizontal Illumination

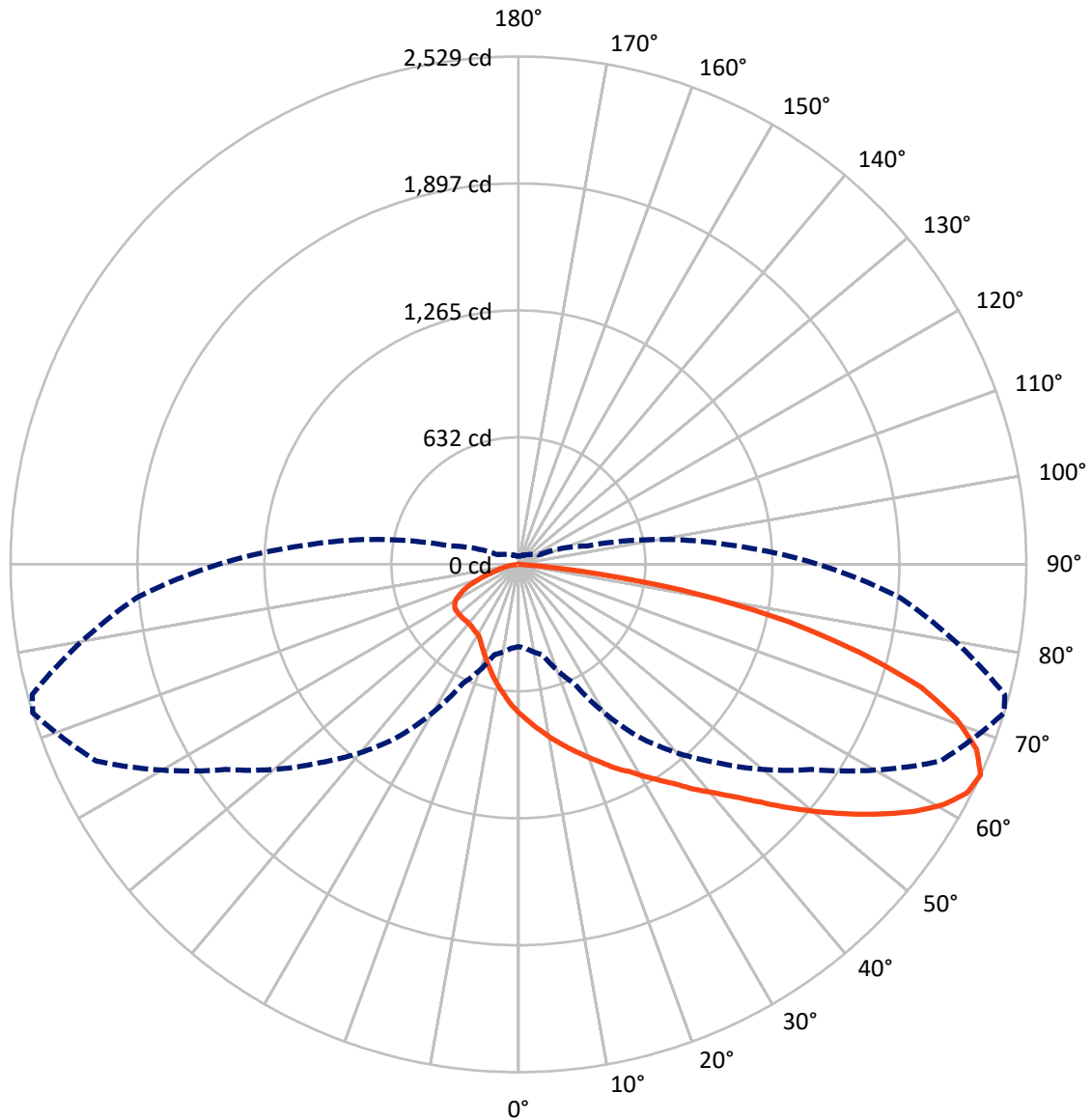
× Max cd
 - - - 1/2 Max cd



Based on 20 foot mounting height. Maximum calculated value = 3 fc
 Type II - Short - N/A

REPORT NUMBER: P868509
CATALOG NUMBER: EMM2-HTN-SA1B-750-U-T2U-HSS

Luminous Intensity Polar Plot



— Vertical Plane Through 73-Deg Lateral - - - Horizontal Cone Through 65-Deg Vertical

REPORT NUMBER: P868509
 CATALOG NUMBER: EMM2-HTN-SA1B-750-U-T2U-HSS

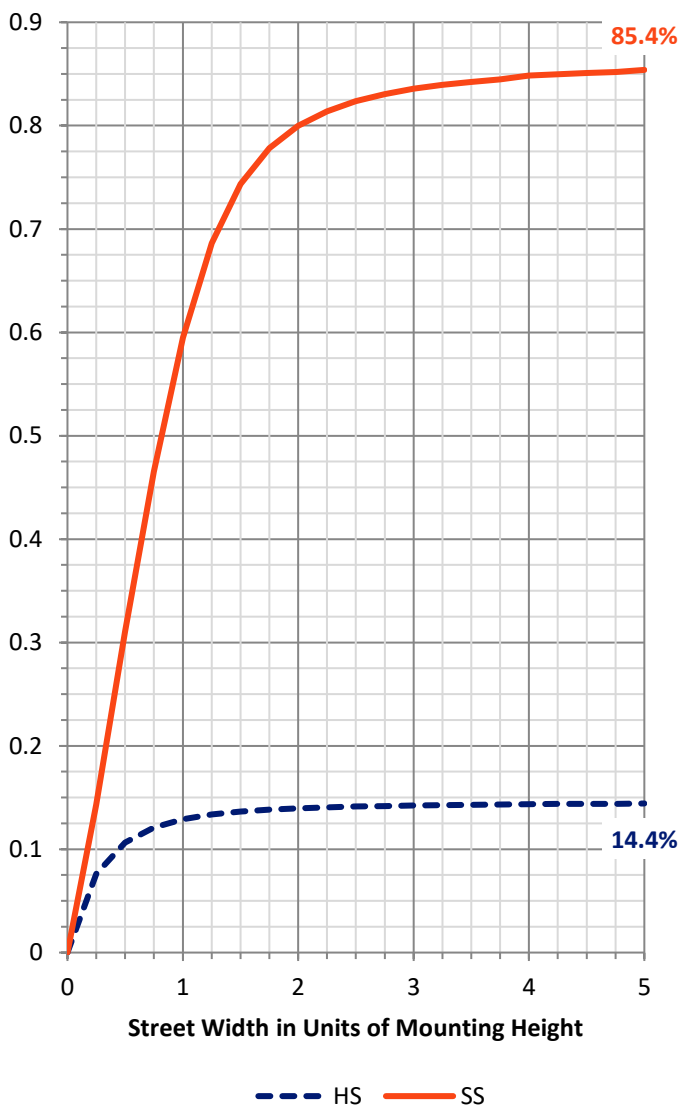
FLUX DISTRIBUTION:

		Downward	Upward	Total
House Side	Lumens	608.4	0.0	608.4
	% Fixture	14.5	0.0	14.5
Street Side	Lumens	3575.3	0.0	3575.3
	% Fixture	85.5	0.0	85.5
Total	Lumens	4183.6	0.0	4183.6
	% Fixture	100.0	0.0	100.0

ZONAL LUMENS:

Zone	Lumens	% Fixture
0°-10°	71.6	1.7
10°-20°	217.7	5.2
20°-30°	364.6	8.7
30°-40°	550.0	13.1
40°-50°	777.2	18.6
50°-60°	874.5	20.9
60°-70°	784.2	18.7
70°-80°	477.0	11.4
80°-90°	66.7	1.6
90°-100°	0.0	0.0
100°-110°	0.0	0.0
110°-120°	0.0	0.0
120°-130°	0.0	0.0
130°-140°	0.0	0.0
140°-150°	0.0	0.0
150°-160°	0.0	0.0
160°-170°	0.0	0.0
170°-180°	0.0	0.0
0°-90°	4183.6	100.0
0°-180°	4183.6	100.0

Coefficient of Utilization



REPORT NUMBER: P868509

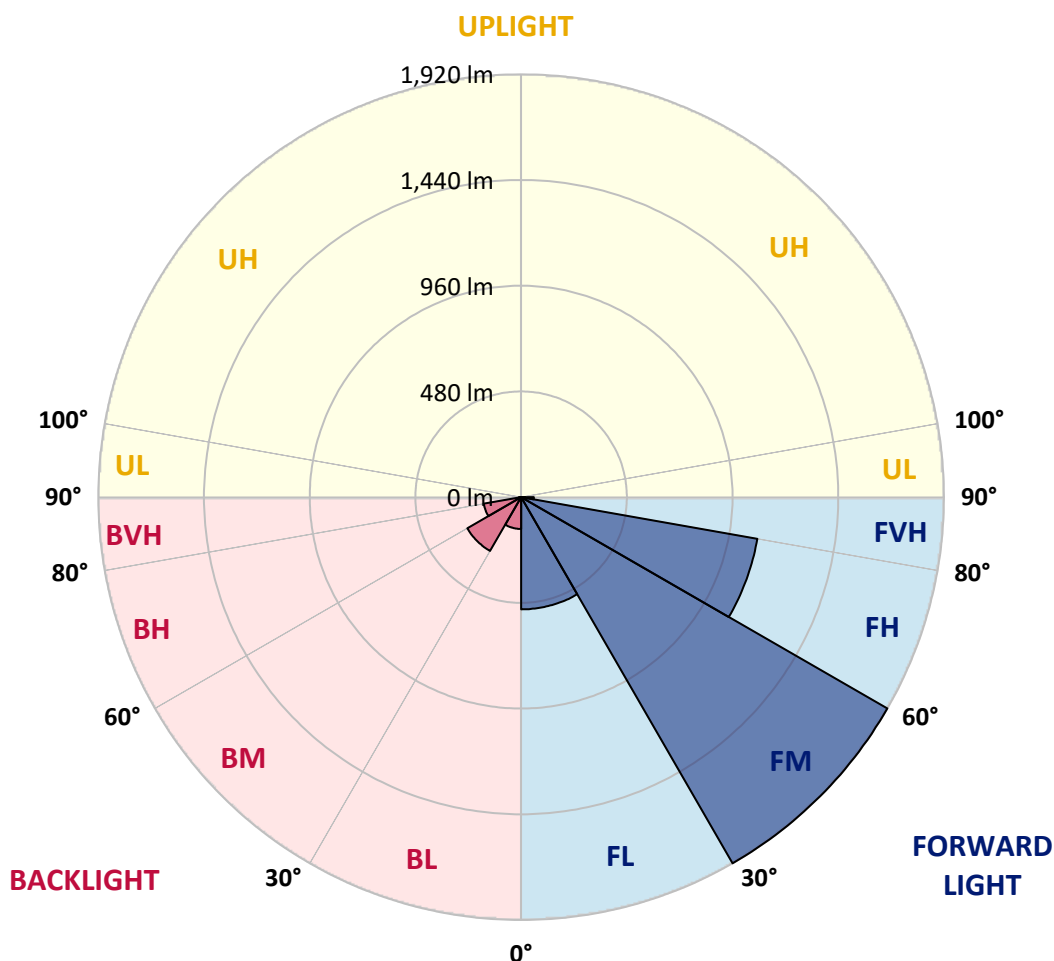
CATALOG NUMBER: EMM2-HTN-SA1B-750-U-T2U-HSS

LUMINAIRE CLASSIFICATION SYSTEM LUMEN TABLE AND BUG RATING:

Zone	Lumens	% Fixture	Zone Rating/Lumen Limit		
			B	U	G
FL (0°-30°)	509.5	12.2			
FM (30°-60°)	1919.6	45.9			
FH (60°-80°)	1088.8	26.0			G1/1800
FVH (80°-90°)	57.3	1.4			G1/100
BL (0°-30°)	144.5	3.5	B1/500		
BM (30°-60°)	282.1	6.7	B1/1000		
BH (60°-80°)	172.3	4.1	B1/500		G1/500
BVH (80°-90°)	9.4	0.2			G0/10
UL (90°-100°)	0.0	0.0		U0/0	
UH (100°-180°)	0.0	0.0		U0/0	

BUG Rating: B1-U0-G1

Type II Short





REPORT NUMBER: P868509

CATALOG NUMBER: EMM2-HTN-SA1B-750-U-T2U-HSS

CANDELA DISTRIBUTION (FULL):

	0°	5°	15°	25°	35°	45°	55°	65°	73°	75°	85°
0°	742.2	742.2	742.2	742.2	742.2	742.2	742.2	742.2	742.2	742.2	742.2
2.5°	856.6	851.7	844.3	838.2	827.1	812.3	800.0	784.0	773.0	769.3	753.3
5°	981.0	974.8	966.2	951.4	921.9	904.6	872.6	835.7	806.2	800.0	763.1
7.5°	1109.0	1106.5	1086.8	1064.7	1029.0	990.8	941.6	883.7	840.6	830.8	774.2
10°	1217.3	1206.2	1195.1	1174.2	1136.0	1081.9	1017.9	937.9	877.6	861.6	785.3
12.5°	1282.5	1278.8	1269.0	1244.4	1207.4	1160.7	1084.3	990.8	913.3	891.1	796.3
15°	1330.5	1334.2	1324.4	1308.4	1270.2	1225.9	1152.0	1046.2	951.4	925.6	808.6
17.5°	1376.0	1373.6	1372.4	1353.9	1319.4	1275.1	1200.0	1091.7	989.6	961.3	821.0
20°	1401.9	1403.1	1400.7	1393.3	1360.0	1317.0	1246.8	1145.9	1031.4	999.4	837.0
22.5°	1415.4	1420.4	1425.3	1424.0	1397.0	1363.7	1291.1	1189.0	1074.5	1041.3	856.6
25°	1424.0	1427.7	1438.8	1453.6	1429.0	1401.9	1340.4	1240.7	1125.0	1086.8	880.0
27.5°	1431.4	1436.4	1449.9	1472.1	1452.4	1436.4	1383.4	1285.0	1168.0	1133.6	907.1
30°	1479.4	1485.6	1485.6	1496.7	1474.5	1470.8	1431.4	1337.9	1222.2	1185.3	941.6
32.5°	1606.2	1593.9	1571.7	1560.7	1507.7	1509.0	1478.2	1390.8	1280.0	1243.1	984.6
35°	1715.8	1715.8	1688.7	1653.0	1568.1	1550.8	1532.4	1461.0	1342.8	1307.1	1041.3
37.5°	1821.6	1822.8	1794.5	1763.8	1666.5	1605.0	1595.1	1528.7	1420.4	1378.5	1100.3
40°	1888.1	1895.5	1888.1	1864.7	1771.1	1699.8	1656.7	1605.0	1494.2	1462.2	1168.0
42.5°	1899.1	1913.9	1941.0	1948.4	1847.4	1784.7	1735.4	1683.8	1582.8	1547.1	1245.6
45°	1870.8	1875.8	1936.1	1944.7	1904.1	1852.4	1819.1	1776.1	1688.7	1657.9	1331.7
47.5°	1793.3	1783.4	1804.4	1879.5	1895.5	1893.0	1901.6	1880.7	1811.8	1772.4	1426.5
50°	1627.1	1630.8	1698.5	1789.6	1845.0	1907.8	1963.1	1986.5	1936.1	1896.7	1528.7
52.5°	1324.4	1341.6	1470.8	1686.2	1782.2	1897.9	2007.5	2086.2	2065.3	2027.1	1629.6
55°	1088.0	1113.9	1243.1	1520.1	1696.1	1849.9	2033.3	2190.8	2194.5	2165.0	1721.9
57.5°	851.7	872.6	1009.3	1262.8	1573.0	1774.8	2037.0	2280.7	2322.5	2288.1	1803.1
60°	667.1	681.9	761.9	1052.3	1421.6	1667.8	2009.9	2352.1	2430.9	2405.0	1873.3
62.5°	505.9	516.9	588.3	832.0	1235.7	1542.2	1918.8	2377.9	2507.2	2482.5	1912.7
65°	409.9	419.7	466.5	653.6	1052.3	1397.0	1781.0	2318.9	2529.3	2507.2	1907.8
67.5°	334.8	338.5	376.6	509.6	889.9	1233.3	1579.1	2165.0	2461.6	2460.4	1851.1
70°	270.8	280.6	312.6	406.2	739.7	1045.0	1344.0	1923.8	2315.2	2327.5	1737.9
72.5°	230.2	232.6	260.9	336.0	603.1	848.0	1112.7	1645.6	2099.8	2109.6	1560.7
75°	194.5	198.2	219.1	272.0	489.9	673.3	894.8	1329.3	1757.6	1799.4	1314.5
77.5°	167.4	168.6	183.4	224.0	348.3	505.9	656.0	997.0	1376.0	1405.6	1032.7
80°	131.7	134.2	150.2	177.2	242.5	328.6	452.9	681.9	919.4	952.6	715.1
82.5°	61.5	68.9	72.6	97.2	126.8	162.5	214.2	284.3	416.0	414.8	333.6
85°	6.2	4.9	4.9	7.4	11.1	11.1	13.5	16.0	32.0	38.2	29.5
87.5°	0.0	0.0	0.0	1.2	2.5	2.5	2.5	3.7	3.7	3.7	3.7
90°	0.0	0.0	0.0	0.0	0.0	0.0	0.0	0.0	0.0	0.0	0.0



REPORT NUMBER: P868509

CATALOG NUMBER: EMM2-HTN-SA1B-750-U-T2U-HSS

CANDELA DISTRIBUTION (continued):

	90°	95°	105°	115°	125°	135°	145°	155°	165°	175°	180°
0°	742.2	742.2	742.2	742.2	742.2	742.2	742.2	742.2	742.2	742.2	742.2
2.5°	745.9	734.8	715.1	696.6	684.3	674.5	658.5	648.6	641.3	631.4	630.2
5°	743.4	723.7	684.3	651.1	619.1	592.0	563.7	546.5	528.0	519.4	526.8
7.5°	745.9	713.9	652.3	601.9	553.9	510.8	473.9	450.5	433.2	424.6	425.9
10°	747.1	705.3	625.3	555.1	493.6	443.1	401.2	369.2	348.3	343.4	337.2
12.5°	744.6	694.2	598.2	509.6	435.7	380.3	331.1	306.5	285.5	275.7	275.7
15°	747.1	685.6	569.9	467.7	384.0	320.0	278.2	251.1	238.8	230.2	231.4
17.5°	747.1	678.2	542.8	427.1	333.6	274.5	236.3	214.2	201.9	196.9	195.7
20°	755.7	672.0	516.9	388.9	289.2	233.9	203.1	185.9	176.0	171.1	168.6
22.5°	761.9	667.1	493.6	352.0	252.3	204.3	178.5	162.5	155.1	152.6	152.6
25°	773.0	665.9	472.6	316.3	222.8	182.2	158.8	146.5	140.3	137.9	137.9
27.5°	789.0	668.3	452.9	285.5	200.6	160.0	142.8	132.9	129.2	128.0	126.8
30°	812.3	679.4	440.6	262.2	179.7	146.5	130.5	124.3	121.9	120.6	120.6
32.5°	843.1	699.1	435.7	249.9	167.4	135.4	121.9	116.9	114.5	114.5	113.2
35°	881.3	721.3	432.0	238.8	158.8	128.0	115.7	110.8	109.5	109.5	109.5
37.5°	926.8	744.6	425.9	231.4	153.9	121.9	110.8	105.8	105.8	105.8	105.8
40°	977.3	779.1	424.6	226.5	150.2	118.2	105.8	100.9	100.9	100.9	100.9
42.5°	1033.9	816.0	423.4	222.8	147.7	115.7	100.9	96.0	96.0	96.0	96.0
45°	1102.8	862.8	425.9	220.3	147.7	113.2	97.2	91.1	89.8	89.8	89.8
47.5°	1170.5	907.1	428.3	217.9	145.2	109.5	92.3	86.2	84.9	83.7	83.7
50°	1243.1	952.6	428.3	215.4	142.8	105.8	88.6	80.0	78.8	77.5	77.5
52.5°	1314.5	990.8	429.6	211.7	136.6	99.7	82.5	75.1	72.6	71.4	70.2
55°	1383.4	1031.4	430.8	205.5	129.2	93.5	78.8	70.2	66.5	64.0	64.0
57.5°	1435.1	1064.7	424.6	193.2	119.4	87.4	72.6	64.0	59.1	56.6	56.6
60°	1484.4	1085.6	413.6	174.8	109.5	81.2	67.7	57.8	52.9	50.5	50.5
62.5°	1504.1	1089.3	387.7	142.8	97.2	75.1	61.5	52.9	49.2	48.0	48.0
65°	1493.0	1073.3	353.2	113.2	86.2	67.7	56.6	49.2	44.3	40.6	40.6
67.5°	1432.7	1017.9	306.5	89.8	75.1	61.5	51.7	44.3	39.4	35.7	35.7
70°	1318.2	929.3	238.8	71.4	65.2	54.2	46.8	40.6	35.7	32.0	32.0
72.5°	1149.6	806.2	173.5	60.3	56.6	48.0	41.8	36.9	32.0	29.5	29.5
75°	947.7	621.6	123.1	51.7	50.5	43.1	38.2	33.2	29.5	27.1	27.1
77.5°	711.4	433.2	96.0	45.5	44.3	39.4	34.5	30.8	27.1	25.8	24.6
80°	473.9	268.3	72.6	34.5	33.2	30.8	28.3	25.8	22.2	19.7	19.7
82.5°	211.7	113.2	36.9	19.7	17.2	14.8	12.3	8.6	8.6	7.4	7.4
85°	22.2	14.8	7.4	4.9	4.9	3.7	3.7	3.7	2.5	2.5	2.5
87.5°	3.7	3.7	2.5	2.5	2.5	1.2	1.2	1.2	1.2	1.2	1.2
90°	0.0	0.0	0.0	0.0	0.0	0.0	0.0	0.0	0.0	0.0	0.0

LM-79-2019: Approved Method: Electrical and Photometric Measurements of Solid-State Lighting Products

Report Prepared for

Cooper Lighting Solutions

Streetworks

Report Number: SP1-2407-157-6

Test Date: 08/07/2024

Luminaire Tested: MEM2-HTN-SA-40-750-U-5WQ-2

Data in this report applies to families of products including MEM2-HTN-SA-40-750-U-5WQ-2

Test Information

Test Method: LM-79-2019
 Report Number: SP1-2407-157-6
 Test Lab: COOPER LIGHTING SOLUTIONS
 Photometer: SP1 - 76IN SPHERE
 Measurement Geometry: 4π
 Issue Date: 08/20/2024
 Manufacturer: COOPER LIGHTING SOLUTIONS
 Product Line: Streetworks
 Catalog Number: **MEM2-HTN-SA-40-750-U-5WQ-2**
 Description: Epic Modern Light Square 40W 5WQ Optic and Flare Trim

Spectral Parameters

CCT (K): 5094
 CIE u': 0.2082
 CIE v': 0.4867
 Duv: 0.0032
 CIE x: 0.3430
 CIE y: 0.3564
 CIE z: 0.3006
 Peak Wavelength (nm): 451
 Dominant Wavelength (nm): 568
 Purity: 9.86439
 Rf: 73.7
 Rg: 93

CRI (Ra):	72.0		
R1:	68.6	R9:	-39.6
R2:	78.1	R10:	47.6
R3:	84.6	R11:	68.2
R4:	71.6	R12:	41.4
R5:	69.6	R13:	70.4
R6:	69.4	R14:	91.4
R7:	80.9	R15:	61.4
R8:	53.1		



Test Conditions

Stabilization Time: 20M
 Operation Time: 1H 20M
 Sphere Temperature (°C): 24.2

REPORT NUMBER: SP1-2407-157-6

Measurement and Test Equipment			
Instrument	Identification Number	Calibration Date	Calibration Due Date
Photometer	IN0058	6/18/2024	12/18/2024
Power Meter	INXT2011004	2/8/2024	2/8/2025
AC Power Source	IN0063	10/24/2023	10/24/2024
DC Power Source	IN0208	10/24/2023	10/24/2024
Sphere Thermometer	IN0085	10/24/2023	10/24/2024
Room Thermometer	IN0046	10/24/2023	10/24/2024

REPORT NUMBER: SP1-2407-157-6

CIE 1931 Chromaticity Diagram



CIE 1931 Chromaticity Diagram with 2017 ANSI 7-Step and 4-Step Quadrangles



Point lies inside the ANSI 5000K 4-step quadrangle

REPORT NUMBER: SP1-2407-157-6

Photopic Flux vs. Wavelength



Photopic Lumens: NR

λ (nm)	Power W [^] /nm	Lumens (φ/nm)	λ (nm)	Power W [^] /nm	Lumens (φ/nm)	λ (nm)	Power W [^] /nm	Lumens (φ/nm)	λ (nm)	Power W [^] /nm	Lumens (φ/nm)	λ (nm)	Power W [^] /nm	Lumens (φ/nm)
360	0	NR	490	114	NR	620	361	NR	750	9	NR	880	0	NR
365	0	NR	495	145	NR	625	326	NR	755	8	NR	885	0	NR
370	0	NR	500	197	NR	630	294	NR	760	7	NR	890	0	NR
375	0	NR	505	259	NR	635	261	NR	765	6	NR	895	0	NR
380	0	NR	510	319	NR	640	232	NR	770	5	NR	900	0	NR
385	0	NR	515	373	NR	645	204	NR	775	4	NR	905	0	NR
390	0	NR	520	414	NR	650	179	NR	780	4	NR	910	0	NR
395	1	NR	525	445	NR	655	157	NR	785	3	NR	915	0	NR
400	3	NR	530	465	NR	660	136	NR	790	3	NR	920	0	NR
405	5	NR	535	482	NR	665	118	NR	795	2	NR	925	0	NR
410	9	NR	540	493	NR	670	102	NR	800	2	NR	930	0	NR
415	18	NR	545	505	NR	675	87	NR	805	2	NR	935	0	NR
420	36	NR	550	515	NR	680	75	NR	810	2	NR	940	0	NR
425	72	NR	555	527	NR	685	65	NR	815	1	NR	945	0	NR
430	134	NR	560	540	NR	690	56	NR	820	1	NR	950	0	NR
435	242	NR	565	550	NR	695	48	NR	825	1	NR	955	0	NR
440	407	NR	570	557	NR	700	41	NR	830	1	NR	960	0	NR
445	684	NR	575	561	NR	705	35	NR	835	1	NR	965	0	NR
450	988	NR	580	559	NR	710	30	NR	840	1	NR	970	0	NR
455	828	NR	585	551	NR	715	26	NR	845	1	NR	975	0	NR
460	473	NR	590	537	NR	720	22	NR	850	1	NR	980	0	NR
465	333	NR	595	516	NR	725	19	NR	855	0	NR	985	0	NR
470	232	NR	600	491	NR	730	16	NR	860	0	NR	990	0	NR
475	146	NR	605	461	NR	735	14	NR	865	0	NR	995	0	NR
480	113	NR	610	429	NR	740	12	NR	870	0	NR	1000	0	NR
485	106	NR	615	395	NR	745	10	NR	875	0	NR			

REPORT NUMBER: SP1-2407-157-6

Scotopic Flux vs. Wavelength



Scotopic Lumens: NR

S/P: 1.81

λ (nm)	Power W [^] /nm	Lumens (φ/nm)	λ (nm)	Power W [^] /nm	Lumens (φ/nm)	λ (nm)	Power W [^] /nm	Lumens (φ/nm)	λ (nm)	Power W [^] /nm	Lumens (φ/nm)	λ (nm)	Power W [^] /nm	Lumens (φ/nm)
360	0	NR	490	114	NR	620	361	NR	750	9	NR	880	0	NR
365	0	NR	495	145	NR	625	326	NR	755	8	NR	885	0	NR
370	0	NR	500	197	NR	630	294	NR	760	7	NR	890	0	NR
375	0	NR	505	259	NR	635	261	NR	765	6	NR	895	0	NR
380	0	NR	510	319	NR	640	232	NR	770	5	NR	900	0	NR
385	0	NR	515	373	NR	645	204	NR	775	4	NR	905	0	NR
390	0	NR	520	414	NR	650	179	NR	780	4	NR	910	0	NR
395	1	NR	525	445	NR	655	157	NR	785	3	NR	915	0	NR
400	3	NR	530	465	NR	660	136	NR	790	3	NR	920	0	NR
405	5	NR	535	482	NR	665	118	NR	795	2	NR	925	0	NR
410	9	NR	540	493	NR	670	102	NR	800	2	NR	930	0	NR
415	18	NR	545	505	NR	675	87	NR	805	2	NR	935	0	NR
420	36	NR	550	515	NR	680	75	NR	810	2	NR	940	0	NR
425	72	NR	555	527	NR	685	65	NR	815	1	NR	945	0	NR
430	134	NR	560	540	NR	690	56	NR	820	1	NR	950	0	NR
435	242	NR	565	550	NR	695	48	NR	825	1	NR	955	0	NR
440	407	NR	570	557	NR	700	41	NR	830	1	NR	960	0	NR
445	684	NR	575	561	NR	705	35	NR	835	1	NR	965	0	NR
450	988	NR	580	559	NR	710	30	NR	840	1	NR	970	0	NR
455	828	NR	585	551	NR	715	26	NR	845	1	NR	975	0	NR
460	473	NR	590	537	NR	720	22	NR	850	1	NR	980	0	NR
465	333	NR	595	516	NR	725	19	NR	855	0	NR	985	0	NR
470	232	NR	600	491	NR	730	16	NR	860	0	NR	990	0	NR
475	146	NR	605	461	NR	735	14	NR	865	0	NR	995	0	NR
480	113	NR	610	429	NR	740	12	NR	870	0	NR	1000	0	NR
485	106	NR	615	395	NR	745	10	NR	875	0	NR			

REPORT NUMBER: SP1-2407-157-6

Melanopic Flux vs. Wavelength



Melanopic Lumens: NR

M/P: 3.73

λ (nm)	Power W [^] /nm	Lumens (φ/nm)	λ (nm)	Power W [^] /nm	Lumens (φ/nm)	λ (nm)	Power W [^] /nm	Lumens (φ/nm)	λ (nm)	Power W [^] /nm	Lumens (φ/nm)	λ (nm)	Power W [^] /nm	Lumens (φ/nm)
360	0	NR	490	114	NR	620	361	NR	750	9	NR	880	0	NR
365	0	NR	495	145	NR	625	326	NR	755	8	NR	885	0	NR
370	0	NR	500	197	NR	630	294	NR	760	7	NR	890	0	NR
375	0	NR	505	259	NR	635	261	NR	765	6	NR	895	0	NR
380	0	NR	510	319	NR	640	232	NR	770	5	NR	900	0	NR
385	0	NR	515	373	NR	645	204	NR	775	4	NR	905	0	NR
390	0	NR	520	414	NR	650	179	NR	780	4	NR	910	0	NR
395	1	NR	525	445	NR	655	157	NR	785	3	NR	915	0	NR
400	3	NR	530	465	NR	660	136	NR	790	3	NR	920	0	NR
405	5	NR	535	482	NR	665	118	NR	795	2	NR	925	0	NR
410	9	NR	540	493	NR	670	102	NR	800	2	NR	930	0	NR
415	18	NR	545	505	NR	675	87	NR	805	2	NR	935	0	NR
420	36	NR	550	515	NR	680	75	NR	810	2	NR	940	0	NR
425	72	NR	555	527	NR	685	65	NR	815	1	NR	945	0	NR
430	134	NR	560	540	NR	690	56	NR	820	1	NR	950	0	NR
435	242	NR	565	550	NR	695	48	NR	825	1	NR	955	0	NR
440	407	NR	570	557	NR	700	41	NR	830	1	NR	960	0	NR
445	684	NR	575	561	NR	705	35	NR	835	1	NR	965	0	NR
450	988	NR	580	559	NR	710	30	NR	840	1	NR	970	0	NR
455	828	NR	585	551	NR	715	26	NR	845	1	NR	975	0	NR
460	473	NR	590	537	NR	720	22	NR	850	1	NR	980	0	NR
465	333	NR	595	516	NR	725	19	NR	855	0	NR	985	0	NR
470	232	NR	600	491	NR	730	16	NR	860	0	NR	990	0	NR
475	146	NR	605	461	NR	735	14	NR	865	0	NR	995	0	NR
480	113	NR	610	429	NR	740	12	NR	870	0	NR	1000	0	NR
485	106	NR	615	395	NR	745	10	NR	875	0	NR			

Summary

$R_f = 73.7$
 $R_g = 93$
 $CIE R_a = 72.0$
 $R_g = -39.6$



Color Vector Graphics

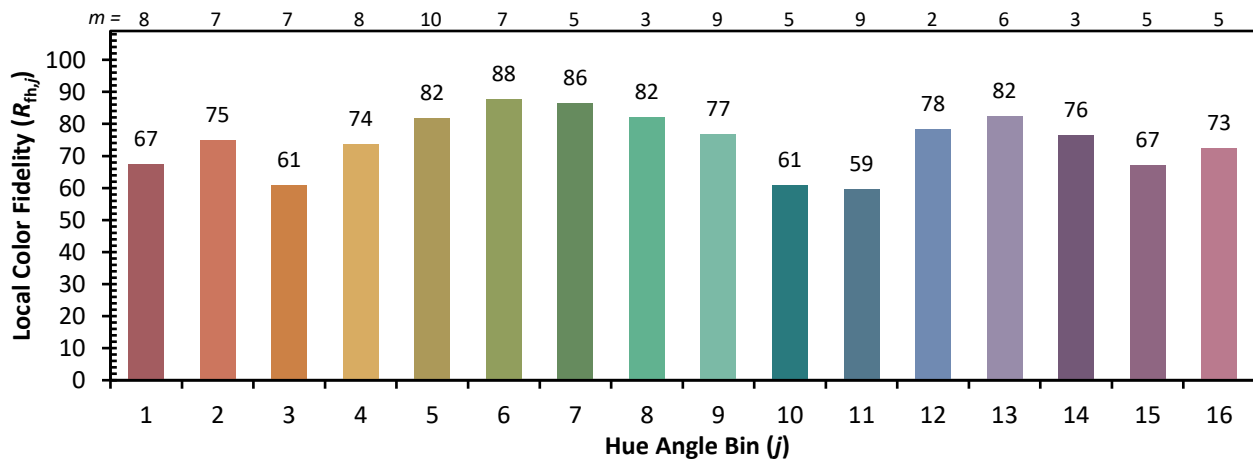


Individual Sample Fidelity Index ($R_{f,i}$)

CES01 = 85	CES26 = 62	CES51 = 90	CES76 = 50
CES02 = 59	CES27 = 88	CES52 = 89	CES77 = 67
CES03 = 30	CES28 = 80	CES53 = 79	CES78 = 53
CES04 = 69	CES29 = 69	CES54 = 84	CES79 = 80
CES05 = 46	CES30 = 88	CES55 = 83	CES80 = 77
CES06 = 50	CES31 = 72	CES56 = 74	CES81 = 78
CES07 = 38	CES32 = 62	CES57 = 73	CES82 = 90
CES08 = 38	CES33 = 82	CES58 = 73	CES83 = 90
CES09 = 29	CES34 = 69	CES59 = 86	CES84 = 85
CES10 = 72	CES35 = 83	CES60 = 88	CES85 = 77
CES11 = 56	CES36 = 87	CES61 = 82	CES86 = 75
CES12 = 61	CES37 = 78	CES62 = 81	CES87 = 76
CES13 = 41	CES38 = 98	CES63 = 73	CES88 = 81
CES14 = 74	CES39 = 96	CES64 = 63	CES89 = 72
CES15 = 70	CES40 = 91	CES65 = 60	CES90 = 80
CES16 = 46	CES41 = 96	CES66 = 56	CES91 = 71
CES17 = 49	CES42 = 79	CES67 = 53	CES92 = 58
CES18 = 55	CES43 = 78	CES68 = 63	CES93 = 74
CES19 = 71	CES44 = 99	CES69 = 72	CES94 = 52
CES20 = 63	CES45 = 86	CES70 = 55	CES95 = 64
CES21 = 85	CES46 = 85	CES71 = 46	CES96 = 76
CES22 = 77	CES47 = 89	CES72 = 82	CES97 = 86
CES23 = 91	CES48 = 80	CES73 = 45	CES98 = 76
CES24 = 90	CES49 = 83	CES74 = 90	CES99 = 62
CES25 = 71	CES50 = 89	CES75 = 48	



Color Rendition by Hue-Angle Bin



Measure Comparisons



(END OF REPORT)